



# MB EVO PRO 15, MB EVO PRO 25

## Verschleißteile

### MB EVO PRO 15

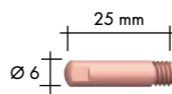


### MB EVO PRO 25



## Gasdüse (VE=10)

|               | Ø A   |                       | Ø B    |                       |
|---------------|-------|-----------------------|--------|-----------------------|
| Zylindrisch   | Ø 16  | 145.0041              | Ø 18   | 145.0042              |
| Konisch       | Ø 12  | 145.0075 <sup>1</sup> | Ø 15   | 145.0076 <sup>2</sup> |
| Stark konisch | Ø 9,5 | 145.0123              | Ø 11,5 | 145.0124              |



## Stromdüse (VE=10)

|             |       | M6                    | M6                    |
|-------------|-------|-----------------------|-----------------------|
| E-Cu        | Ø 0,6 | 140.0008              | -                     |
|             | Ø 0,8 | 140.0059              | 140.0051              |
|             | Ø 1,0 | 140.0253              | 140.0242              |
|             | Ø 1,2 | -                     | 140.0379              |
| E-Cu für Al | Ø 0,8 | 141.0002              | 141.0001              |
|             | Ø 1,0 | 141.0007              | 141.0006              |
|             | Ø 1,2 | -                     | 141.0010              |
| CuCrZr      | Ø 0,6 | 140.0855              | -                     |
|             | Ø 0,8 | 140.0062 <sup>1</sup> | 140.0054              |
|             | Ø 1,0 | 140.0256              | 140.0245 <sup>2</sup> |
|             | Ø 1,2 | -                     | 140.0382              |

## Haltefeder (VE=100)



|  |                       |                       |
|--|-----------------------|-----------------------|
|  | 002.0058 <sup>1</sup> | 003.0013 <sup>2</sup> |
|--|-----------------------|-----------------------|

## Gasdüsenträger (VE=1) / Düsenstock (VE=10)



|    |                       |                       |             |
|----|-----------------------|-----------------------|-------------|
| M6 | 002.0078 <sup>1</sup> | 142.0001 <sup>2</sup> | 142.0267.10 |
|----|-----------------------|-----------------------|-------------|



| Spirale / Seele         |       | für 3 m               | für 4 m               | für 5 m               |
|-------------------------|-------|-----------------------|-----------------------|-----------------------|
| Spirale                 | Ø 0,6 | 124.0011              | 124.0012              | 124.0015              |
|                         | Ø 0,8 | 124.0011 <sup>1</sup> | 124.0012 <sup>1</sup> | 124.0015 <sup>1</sup> |
|                         | Ø 1,0 | 124.0026 <sup>2</sup> | 124.0031 <sup>2</sup> | 124.0035 <sup>2</sup> |
|                         | Ø 1,2 | 124.0026              | 124.0031              | 124.0035              |
| PTFE-<br>Seele          | Ø 0,6 | 126.0005              | 126.0008              | 126.0011              |
|                         | Ø 0,8 | 126.0005              | 126.0008              | 126.0011              |
|                         | Ø 1,0 | 126.0021              | 126.0026              | 126.0028              |
|                         | Ø 1,2 | 126.0021              | 126.0026              | 126.0028              |
| Kohle<br>PTFE-<br>Seele | Ø 0,6 | 127.0002              | 127.0003              | 127.0004              |
|                         | Ø 0,8 | 127.0002              | 127.0003              | 127.0004              |
|                         | Ø 1,0 | 127.0005              | 127.0007              | 127.0008              |
|                         | Ø 1,2 | 127.0005              | 127.0007              | 127.0008              |


<sup>1</sup> In der Standard-Ausrüstung für Komplettbrenner MB EVO PRO 15 enthalten.

<sup>2</sup> In der Standard-Ausrüstung für Komplettbrenner MB EVO PRO 25 enthalten.

# MB EVO 15, MB EVO 25

## Verschleißteile

### MB EVO 15

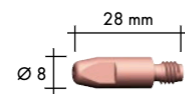
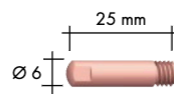


### MB EVO 25



## Gasdüse (VE=10)

|               | Ø A   |                       | Ø B    |                       |
|---------------|-------|-----------------------|--------|-----------------------|
| Zylindrisch   | Ø 16  | 145.0041              | Ø 18   | 145.0042              |
| Konisch       | Ø 12  | 145.0075 <sup>1</sup> | Ø 15   | 145.0076 <sup>2</sup> |
| Stark konisch | Ø 9,5 | 145.0123              | Ø 11,5 | 145.0124              |



## Stromdüse (VE=10)

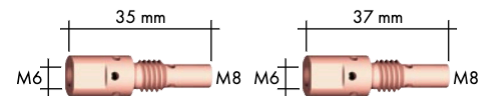
|             |       | M6                    | M6                    |
|-------------|-------|-----------------------|-----------------------|
| E-Cu        | Ø 0,6 | 140.0008              | -                     |
|             | Ø 0,8 | 140.0059 <sup>1</sup> | 140.0051              |
|             | Ø 1,0 | 140.0253              | 140.0242 <sup>2</sup> |
|             | Ø 1,2 | -                     | 140.0379              |
| E-Cu für Al | Ø 0,8 | 141.0002              | 141.0001              |
|             | Ø 1,0 | 141.0007              | 141.0006              |
|             | Ø 1,2 | -                     | 141.0010              |
| CuCrZr      | Ø 0,6 | 140.0855              | -                     |
|             | Ø 0,8 | 140.0062              | 140.0054              |
|             | Ø 1,0 | 140.0256              | 140.0245              |
|             | Ø 1,2 | -                     | 140.0382              |

## Haltefeder (VE=100)



|  |                       |                       |
|--|-----------------------|-----------------------|
|  | 002.0058 <sup>1</sup> | 003.0013 <sup>2</sup> |
|--|-----------------------|-----------------------|

## Gasdüsenträger (VE=1) / Düsenstock (VE=10)



|    |                       |                       |             |
|----|-----------------------|-----------------------|-------------|
| M6 | 002.0078 <sup>1</sup> | 142.0001 <sup>2</sup> | 142.0267.10 |
|----|-----------------------|-----------------------|-------------|



| Spirale / Seele         |       | für 3 m               | für 4 m               | für 5 m               |
|-------------------------|-------|-----------------------|-----------------------|-----------------------|
| Spirale                 | Ø 0,6 | 124.0011              | 124.0012              | 124.0015              |
|                         | Ø 0,8 | 124.0011 <sup>1</sup> | 124.0012 <sup>1</sup> | 124.0015 <sup>1</sup> |
|                         | Ø 1,0 | 124.0026 <sup>2</sup> | 124.0031 <sup>2</sup> | 124.0035 <sup>2</sup> |
|                         | Ø 1,2 | 124.0026              | 124.0031              | 124.0035              |
| PTFE-<br>Seele          | Ø 0,6 | 126.0005              | 126.0008              | 126.0011              |
|                         | Ø 0,8 | 126.0005              | 126.0008              | 126.0011              |
|                         | Ø 1,0 | 126.0021              | 126.0026              | 126.0028              |
|                         | Ø 1,2 | 126.0021              | 126.0026              | 126.0028              |
| Kohle<br>PTFE-<br>Seele | Ø 0,6 | 127.0002              | 127.0003              | 127.0004              |
|                         | Ø 0,8 | 127.0002              | 127.0003              | 127.0004              |
|                         | Ø 1,0 | 127.0005              | 127.0007              | 127.0008              |
|                         | Ø 1,2 | 127.0005              | 127.0007              | 127.0008              |


<sup>1</sup> In der Standard-Ausrüstung für Komplettbrenner MB EVO 15 enthalten.

<sup>2</sup> In der Standard-Ausrüstung für Komplettbrenner MB EVO 25 enthalten.

# MB GRIP 15, MB GRIP 25

## Verschleißteile

### MB GRIP 15 AK

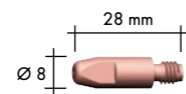
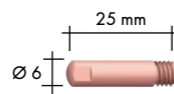


### MB GRIP 25 AK



## Gasdüse (VE=10)

|               | Ø A   |                       | Ø B    |                       |
|---------------|-------|-----------------------|--------|-----------------------|
| Zylindrisch   | Ø 16  | 145.0041              | Ø 18   | 145.0042              |
| Konisch       | Ø 12  | 145.0075 <sup>1</sup> | Ø 15   | 145.0076 <sup>2</sup> |
| Stark konisch | Ø 9,5 | 145.0123              | Ø 11,5 | 145.0124              |



## Stromdüse (VE=10)

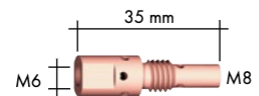
|             |       | M6                    | M6                    |
|-------------|-------|-----------------------|-----------------------|
| E-Cu        | Ø 0,6 | 140.0008              | -                     |
|             | Ø 0,8 | 140.0059 <sup>1</sup> | 140.0051              |
|             | Ø 1,0 | 140.0253              | 140.0242 <sup>2</sup> |
|             | Ø 1,2 | -                     | 140.0379              |
| E-Cu für Al | Ø 0,8 | 141.0002              | 141.0001              |
|             | Ø 1,0 | 141.0007              | 141.0006              |
|             | Ø 1,2 | -                     | 141.0010              |
| CuCrZr      | Ø 0,6 | 140.0855              | -                     |
|             | Ø 0,8 | 140.0062              | 140.0054              |
|             | Ø 1,0 | 140.0256              | 140.0245              |
|             | Ø 1,2 | -                     | 140.0382              |

## Haltefeder (VE=100)



|  |                       |                       |
|--|-----------------------|-----------------------|
|  | 002.0058 <sup>1</sup> | 003.0013 <sup>2</sup> |
|--|-----------------------|-----------------------|

## Gasdüsenträger / Düsenstock



|    |                       |                               |
|----|-----------------------|-------------------------------|
| M6 | 002.0078 <sup>1</sup> | 142.0001 <sup>2</sup> (VE=10) |
|----|-----------------------|-------------------------------|

|  | Spirale / Seele         | für 3 m |                       |  | für 4 m               |  |                       | für 5 m |  |  |
|--|-------------------------|---------|-----------------------|--|-----------------------|--|-----------------------|---------|--|--|
|  |                         | Ø       |                       |  | Ø                     |  |                       | Ø       |  |  |
|  | Spirale                 | Ø 0,6   | 124.0011              |  | 124.0012              |  | 124.0015              |         |  |  |
|  |                         | Ø 0,8   | 124.0011 <sup>1</sup> |  | 124.0012 <sup>1</sup> |  | 124.0015 <sup>1</sup> |         |  |  |
|  |                         | Ø 1,0   | 124.0026 <sup>2</sup> |  | 124.0031 <sup>2</sup> |  | 124.0035 <sup>2</sup> |         |  |  |
|  |                         | Ø 1,2   | 124.0026              |  | 124.0031              |  | 124.0035              |         |  |  |
|  | PTFE-<br>Seele          | Ø 0,6   | 126.0005              |  | 126.0008              |  | 126.0011              |         |  |  |
|  |                         | Ø 0,8   | 126.0005              |  | 126.0008              |  | 126.0011              |         |  |  |
|  |                         | Ø 1,0   | 126.0021              |  | 126.0026              |  | 126.0028              |         |  |  |
|  |                         | Ø 1,2   | 126.0021              |  | 126.0026              |  | 126.0028              |         |  |  |
|  | Kohle<br>PTFE-<br>Seele | Ø 0,6   | 127.0002              |  | 127.0003              |  | 127.0004              |         |  |  |
|  |                         | Ø 0,8   | 127.0002              |  | 127.0003              |  | 127.0004              |         |  |  |
|  |                         | Ø 1,0   | 127.0005              |  | 127.0007              |  | 127.0008              |         |  |  |
|  |                         | Ø 1,2   | 127.0005              |  | 127.0007              |  | 127.0008              |         |  |  |


<sup>1</sup> In der Standard-Ausrüstung für Komplettbrenner MB GRIP 15 AK enthalten.

<sup>2</sup> In der Standard-Ausrüstung für Komplettbrenner MB GRIP 25 AK enthalten.

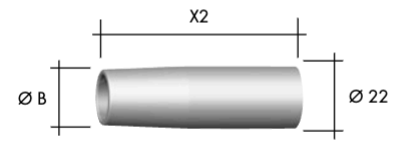
# ABIMIG® A T 155 LW, ABIMIG® A T 255 LW

## Verschleißteile

### ABIMIG® A T 155 LW

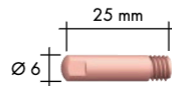


### ABIMIG® A T 255 LW

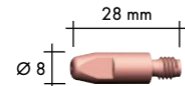


#### Gasdüse (VE=5)

|             | Ø A  | X1    |                       | Ø B  | X2    |                       |
|-------------|------|-------|-----------------------|------|-------|-----------------------|
| Zylindrisch | Ø 17 | 52 mm | 145.D003              | Ø 18 | 69 mm | 145.D014              |
| Konisch     | Ø 12 | 52 mm | 145.D001 <sup>1</sup> | Ø 16 | 70 mm | 145.D011 <sup>2</sup> |
| Konisch     | Ø 12 | 54 mm | 145.D004              | Ø 14 | 67 mm | 145.D012              |



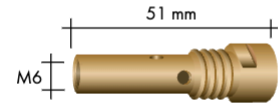
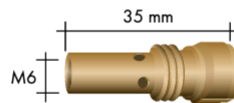
#### M6



#### M6

#### Stromdüse (VE=10)

| E-Cu        | Ø 0,8 | 140.0059 <sup>1</sup> | 140.0051              |
|-------------|-------|-----------------------|-----------------------|
|             | Ø 1,0 | 140.0253              | 140.0242 <sup>2</sup> |
|             | Ø 1,2 | -                     | 140.0379              |
| E-Cu für Al | Ø 0,8 | 141.0002              | 141.0001              |
|             | Ø 1,0 | 141.0007              | 141.0006              |
|             | Ø 1,2 | -                     | 141.0010              |
| CuCrZr      | Ø 0,8 | 140.0062              | 140.0054              |
|             | Ø 1,0 | 140.0256              | 140.0245              |
|             | Ø 1,2 | -                     | 140.0382              |



#### Düsenstock (VE=5)




|  |                         |                         |
|--|-------------------------|-------------------------|
|  | 006.D719.5 <sup>1</sup> | 004.D624.5 <sup>2</sup> |
|--|-------------------------|-------------------------|

#### Übergangsstück (VE=5)

|  |                         |                         |
|--|-------------------------|-------------------------|
|  | 767.D607.5 <sup>1</sup> | 767.D637.5 <sup>2</sup> |
|--|-------------------------|-------------------------|

#### Brennerhalsspirale für T-Brenner

|                |       |                              |                              |
|----------------|-------|------------------------------|------------------------------|
| Standard       | Ø 0,8 | 122.D037 <sup>1</sup> (VE=5) | 122.D037 (VE=5)              |
|                | Ø 1,0 | 122.D038 (VE=5)              | 122.D038 <sup>2</sup> (VE=5) |
|                | Ø 1,2 | -                            | 122.D038 (VE=5)              |
| Messing für Al | Ø 0,8 | 122.D040                     | 122.D040                     |
|                | Ø 1,0 | 122.D040                     | 122.D041                     |
|                | Ø 1,2 | -                            | 122.D041                     |

| Spirale / Seele   |            | für 3 m | für 4 m               | für 5 m               |                       |
|---|------------|---------|-----------------------|-----------------------|-----------------------|
|  | Spirale    | Ø 0,8   | 124.0011 <sup>1</sup> | 124.0012 <sup>1</sup> | 124.0015 <sup>1</sup> |
|   |            | Ø 1,0   | 124.0026 <sup>2</sup> | 124.0031 <sup>2</sup> | 124.0035 <sup>2</sup> |
|   |            | Ø 1,2   | 124.0026              | 124.0031              | 124.0035              |
|  | PTFE-Seele | Ø 0,8   | 126.0005              | 126.0008              | 126.0011              |
|   |            | Ø 1,0   | 126.0021              | 126.0026              | 126.0028              |
|   |            | Ø 1,2   | 126.0021              | 126.0026              | 126.0028              |
|  | Kohle      | Ø 0,8   | 127.0002              | 127.0003              | 127.0004              |
|   | PTFE-Seele | Ø 1,0   | 127.0005              | 127.0007              | 127.0008              |
|   |            | Ø 1,2   | 127.0005              | 127.0007              | 127.0008              |


<sup>1</sup> In der Standard-Ausrüstung für Komplettbrenner ABIMIG® A T 155 LW enthalten.

<sup>2</sup> In der Standard-Ausrüstung für Komplettbrenner ABIMIG® A T 255 LW enthalten.

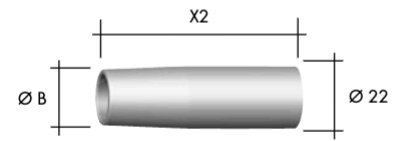
# ABIMIG® A 155 LW, ABIMIG® A 255 LW

## Verschleißteile

### ABIMIG® A 155 LW

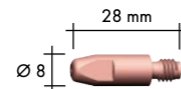
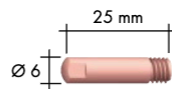


### ABIMIG® A 255 LW



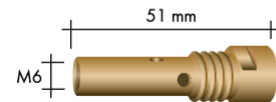
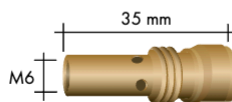
#### Gasdüse (VE=5)

|             | Ø A  | X1    |                       | Ø B  | X2    |                       |
|-------------|------|-------|-----------------------|------|-------|-----------------------|
| Zylindrisch | Ø 17 | 52 mm | 145.D003              | Ø 18 | 69 mm | 145.D014              |
| Konisch     | Ø 12 | 52 mm | 145.D001 <sup>1</sup> | Ø 16 | 70 mm | 145.D011 <sup>2</sup> |
| Konisch     | Ø 12 | 54 mm | 145.D004              | Ø 14 | 67 mm | 145.D012              |



#### Stromdüse (VE=10)

|             |       | M6                    | M6                    |
|-------------|-------|-----------------------|-----------------------|
| E-Cu        | Ø 0,8 | 140.0059 <sup>1</sup> | 140.0051              |
|             | Ø 1,0 | 140.0253              | 140.0242 <sup>2</sup> |
|             | Ø 1,2 | -                     | 140.0379              |
| E-Cu für Al | Ø 0,8 | 141.0002              | 141.0001              |
|             | Ø 1,0 | 141.0007              | 141.0006              |
|             | Ø 1,2 | -                     | 141.0010              |
| CuCrZr      | Ø 0,8 | 140.0062              | 140.0054              |
|             | Ø 1,0 | 140.0256              | 140.0245              |
|             | Ø 1,2 | -                     | 140.0382              |



#### Düsenstock (VE=5)

|  |                         |                         |
|--|-------------------------|-------------------------|
|  | 006.D719.5 <sup>1</sup> | 004.D624.5 <sup>2</sup> |
|--|-------------------------|-------------------------|

#### Übergangsstück (VE=5)



|  |                         |                         |
|--|-------------------------|-------------------------|
|  | 767.D607.5 <sup>1</sup> | 767.D637.5 <sup>2</sup> |
|--|-------------------------|-------------------------|



| Spirale / Seele         |       | für 3 m               | für 4 m               | für 5 m               |
|-------------------------|-------|-----------------------|-----------------------|-----------------------|
| Spirale                 | Ø 0,8 | 124.0011 <sup>1</sup> | 124.0012 <sup>1</sup> | 124.0015 <sup>1</sup> |
|                         | Ø 1,0 | 124.0026 <sup>2</sup> | 124.0031 <sup>2</sup> | 124.0035 <sup>2</sup> |
|                         | Ø 1,2 | 124.0026              | 124.0031              | 124.0035              |
| PTFE-<br>Seele          | Ø 0,8 | 126.0005              | 126.0008              | 126.0011              |
|                         | Ø 1,0 | 126.0021              | 126.0026              | 126.0028              |
|                         | Ø 1,2 | 126.0021              | 126.0026              | 126.0028              |
| Kohle<br>PTFE-<br>Seele | Ø 0,8 | 127.0002              | 127.0003              | 127.0004              |
|                         | Ø 1,0 | 127.0005              | 127.0007              | 127.0008              |
|                         | Ø 1,2 | 127.0005              | 127.0007              | 127.0008              |

<sup>1</sup> In der Standard-Ausrüstung für Komplettbrenner ABIMIG® A 155 LW enthalten.

<sup>2</sup> In der Standard-Ausrüstung für Komplettbrenner ABIMIG® A 255 LW enthalten.